



A115WC



A124WC

## FEATURES


- Field reversible door
- ADA compliant
- Digital display control
- Blue LED interior lighting
- 6 wine racks with wood front
- Stainless towel bar handle on stainless trim
- Pre-drilled mounting holes for overlay trim
- Auto-defrost

## SPECIFICATIONS

- 15" Capacity = 3 cu. ft.
  - 30 wine bottles
- 24" Capacity = 5.1 cu. ft.
  - 48 wine bottles
- Temperature range: 40-65° F
- Adjustable height from 32" - 34.5"
- Certifications: ETL, ETL-C, CEC

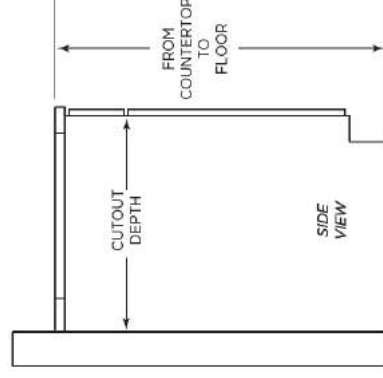
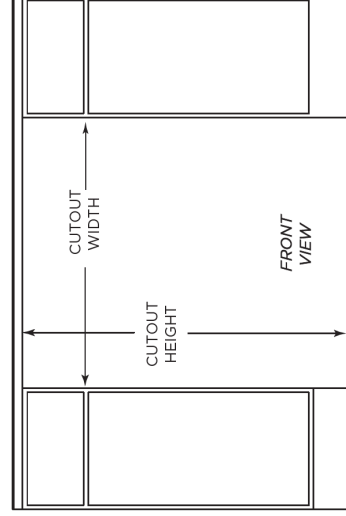
## WINE CENTER MODEL NUMBERS

- 15" Glass Door w/ Stainless: A115WC-S
- 15" Glass Door w/ Overlay: A115WC-O
- 24" Glass Door w/ Stainless: A124WC-S
- 24" Glass Door w/ Overlay: A124WC-O



### Product Dimensions

Model Size	Height	Width	Depth	Depth w/ Handle
15"	32" - 34-1/2"	14-5/8"	22-1/2"	24"
24"	32" - 34-1/2"	23-1/2"	22-1/2"	24"



### Cutout Dimensions for Cabinet

Model Size	Height	Width	Depth
15"	32-1/8" - 34-5/8"	14-3/4"	22-5/8"
24"	32-1/8" - 34-5/8"	23-5/8"	22-5/8"

Model Size	Rated Voltage	Amps	Hz	Refrigerant	Refrigerant Amount	Power Input	High Side Pressure	Low Side Pressure
15"	115 V	0.8 A	60 HZ	R600a	0.67 oz	85 W	270 PSI	103 PSI
24"	115 V	0.8 A	60 HZ	R600a	0.92 oz	85 W	270 PSI	103 PSI

#### Electrical Requirements:

- This refrigerator must be installed in accordance with National Electric Codes, as well as state, municipal and local codes
- The correct voltage, frequency and amperage must be supplied to the refrigerator from a grounded circuit which is protected by a properly sized circuit breaker or time delay fuse.
- The proper voltage, frequency and amperage ratings are listed on the product rating plate.
- The refrigerator must be properly grounded at all times when electrical power is applied.
- Use the legs of the unit to properly level it in your cabinet.
- Never allow any debris to build up underneath, or in front of the unit, blocking ventilation.

**Important Note to Installer:** This file is not intended to replace your Owners' Manual which contains specific safety requirements and consumer guidelines. Please refer to your Owners' Manual prior to installing or operating your appliance.